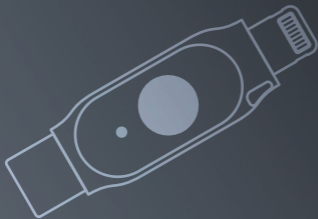


iePass FIDO

USER MANUAL



OVERVIEW

iePass FIDO is a multi-interface, multi-functional FIDO Certified authenticator developed by FEITIAN to support secure cross platform authentication experience for mobile device, PC and laptop.

iePass FIDO makes use of high performance secure element with CC EAL6+ Certification, all credentials are stored securely inside the secure element and protected. The chip itself can protect data against certain level of physical attacks. With the deployment of FIDO standard, iePass FIDO provide user a secure authentication against phishing and MITM attacks.

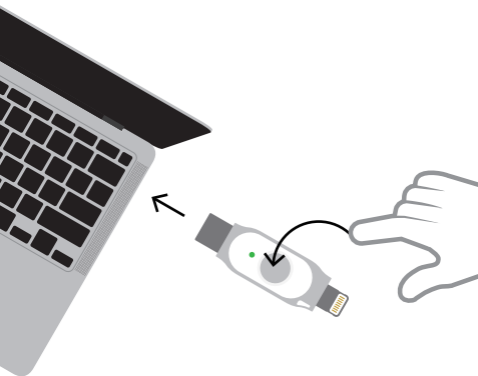
iePass FIDO Security Key is MFi certified which provides user to authentication via the lightning connection to iOS devices. User can also achieve authentication on Android devices, PCs and laptops using the embedded USB-C port. For PCs and laptops without USB-A, users can choose to USB-C to USB-A adapter for authentication.

iePass FIDO Security Key supports different communication protocols such as U2F, FIDO2 / WebAuthn, OTP and CCID to provide support for different using scenario. The iePass FIDO Security Key also have PIV and OpenPGP supported to perform digital signature and mail encryption within one single security key.

DIAGRAM



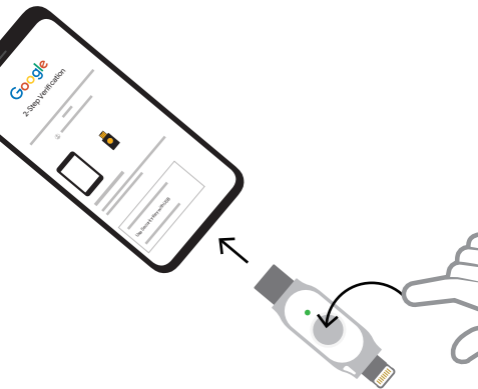
AUTHENTICATION ON PC VIA USB INTERFACE



Log in to your Google account with a Chrome core base browser on a computer using your account and password. You will be informed to insert your registered iePass FIDO Security Key during the authentication process, touch the button to proof the user presence when the authentication indicator flashes, your authentication will complete in a moment.

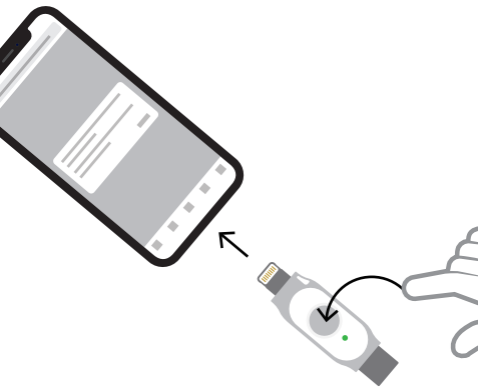
GOOGLE 2-STEP VERIFICATION ON ANDROID DEVICES

Make sure your Google Play services is up to date, then go to "Settings" -> "Account" -> "Add Account" -> "Google Account", Follow the instruction on your mobile device. You will be asked to Insert your registered iePass FIDO Security Key, touch the button when indicator flashes, your authentication will complete in a moment.




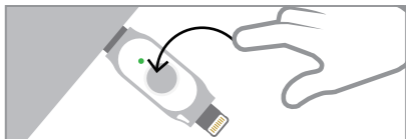
TWO-FACTOR AUTHENTICATION ON SAFARI (iOS13.3 or above)

Access the website supported WebAuthn with Safari on the Apple device above iOS13.3, click the register button, you will be asked to Insert your registered iePass FIDO Security Key, touch the button when indicator flashes, your register will complete in a moment.



OTP FUNCTION

Insert iePass FIDO Security Key on PC or phone, open the text editing page, touch the button on iePass FIDO Security Key, then the value of OTP will be inputted.



SPECIFICATION

Supported Operating Systems	Windows, Linux, macOS, iOS, Android
Certifications	FIDO2, MFi, CE, FCC
Dimensions	43.5 × 13 × 5.5 mm
Weight	45g
Interfaces	USB-C, Lightning
Working voltage	5.0V/3.3V
Working current	<40mA
Working temperature	-10°C ~ 50°C
Storage temperature	-20°C ~ 70°C
Button	Touch type
Indicator	Green LED